



## Gigabit Switches with Layer 3 Features and SFP+

SFP+ Ports for 10G Links

Layer 3 Support

1.3" Color Touchscreen Display

Models: USW-Pro-24, USW-Pro-48



## Overview

Expand and power your network with the UniFi<sup>®</sup> Pro Switch, part of the Ubiquiti<sup>®</sup> UniFi Enterprise System. It is available in two models:

- **USW-Pro-24** 24 RJ45 ports with 2 SFP+ ports
- **USW-Pro-48** 48 RJ45 ports with 4 SFP+ ports

### Fanless, Silent Cooling

The passive cooling design allows the UniFi Pro Switch to be located in any workspace.

### Fiber Connectivity

SFP+ ports enable high-capacity uplinks of up to 10 Gbps, so you can directly connect to a high-performance storage server or deploy a long-distance uplink to another switch.

### Layer 3 Features

In addition to Layer 2 switching protocols and features, the UniFi Pro Switch offers Layer 3 capabilities, such as inter-VLAN routing, static routing, and DHCP server functionality.

### Switching Performance

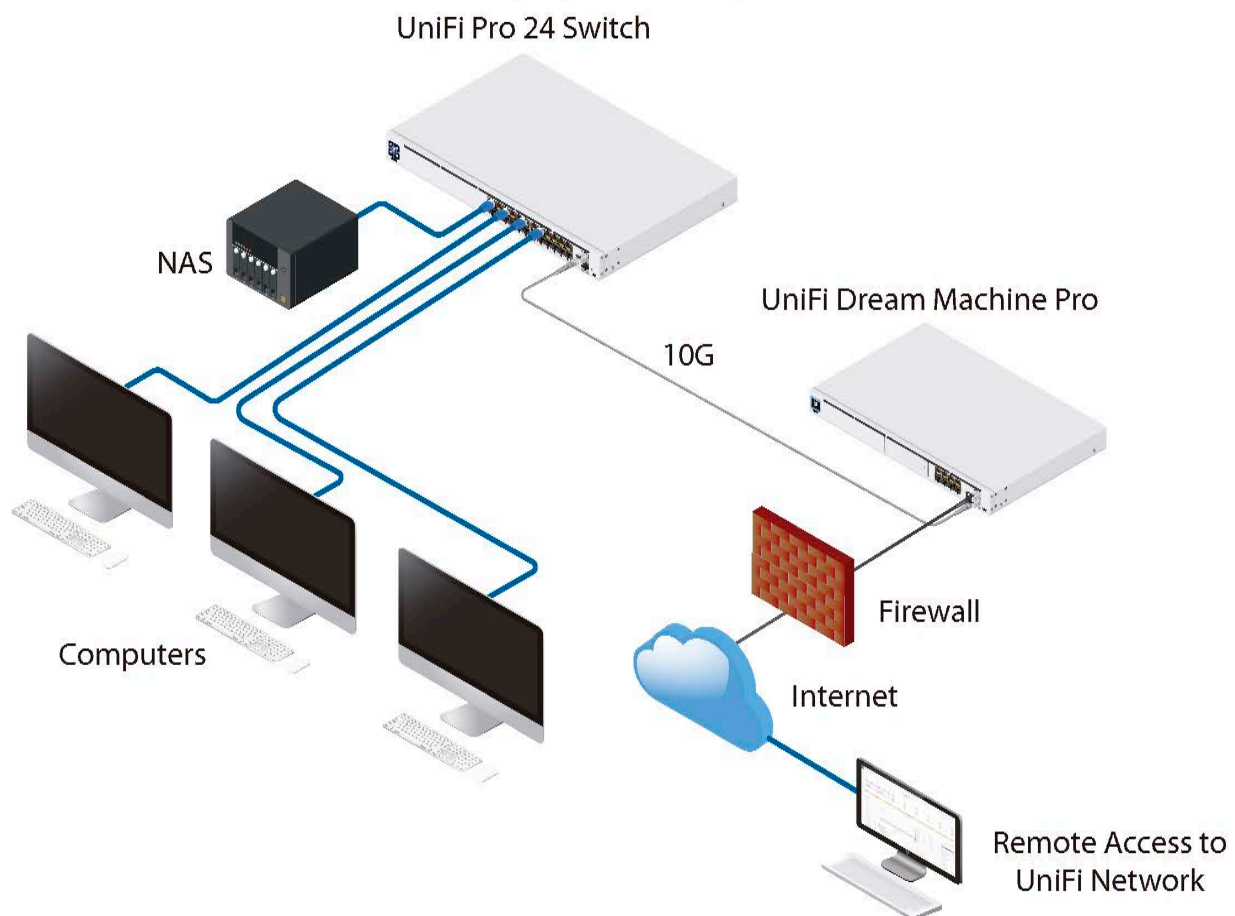
The UniFi Pro Switch offers the forwarding capacity to simultaneously process traffic on all ports at line rate without any packet loss.

### Power Supply Redundancy

The UniFi Pro Switch supports our PSU failover system, the UniFi SmartPower RPS, model USP-RPS. If the internal power supply unit fails, the proprietary USP RPS interface acts to provide redundant power for backup\*.

\* Requires use of the USP-RPS (coming soon).

## Deployment Example



*Via its Gigabit RJ45 and SFP+ ports, the UniFi Pro 24 Switch connects a variety of devices to the local network.*

### UniFi Pro 24-Port Switch

- (24) Gigabit RJ45 ports
- (2) 1/10G SFP+ ports
- 1U Rackmountable (hardware included)



USW-Pro-24

### UniFi Pro 48-Port Switch


- (48) Gigabit RJ45 ports
- (4) 1/10G SFP+ ports
- 1U Rackmountable (hardware included)

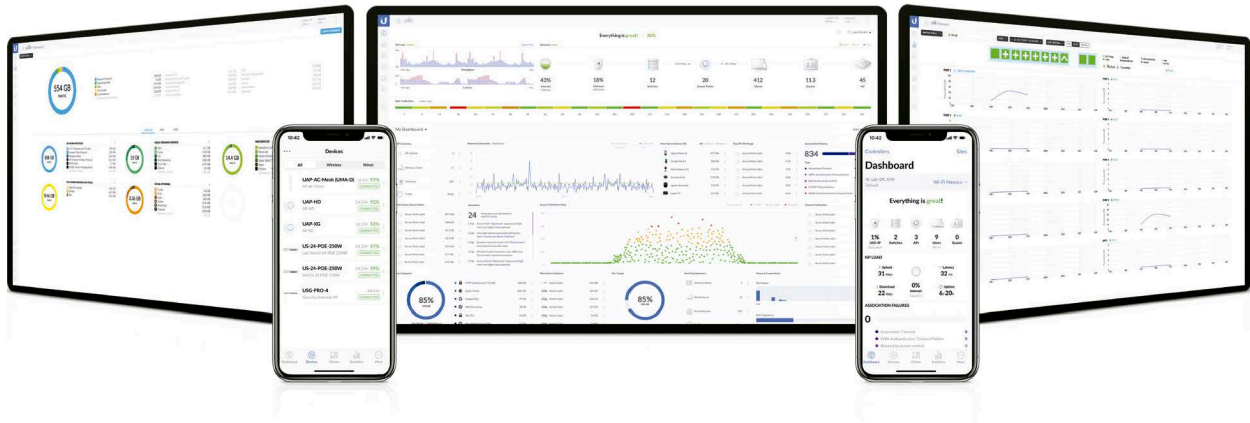


USW-Pro-48

### Innovative Display

The 1.3" touchscreen displays status information for easy monitoring and quick troubleshooting.





## Scalable UniFi Network Controller

### Management Capabilities

The UniFi Network Controller can provision UniFi devices, map out networks, and quickly manage system traffic. Important network details are logically organized for a simplified, yet powerful, interface.

### Network Overview

From a single pane of glass, view network topology and configuration, real-time statistics, and debugging metrics. Monitor your network's vitals and make on-the-fly adjustments as needed.

### Deep Packet Inspection

Ubiquiti's proprietary Deep Packet Inspection (DPI) engine includes the latest application identification signatures to track which applications (and IP addresses) are using the most bandwidth.

### Detailed Analytics

The UniFi Network Controller provides configurable reporting and analytics to manage large user populations and expedite troubleshooting. Advanced search and sorting capabilities make network management more efficient.

### Multi-Site Management

A single controller running in the cloud can manage multiple sites: multiple, distributed deployments and multi-tenancy for managed service providers. Each site is logically separated and has its own configuration, maps, statistics, guest portal, and administrator accounts.

### Switch Configuration

You can access any managed UniFi Switch\* through the UniFi Controller to configure a variety of features:

- Operation mode (switching, mirroring, or aggregate) per port
- Network/VLAN configuration
- Jumbo frame and flow control services
- Network settings
- Storm control setting per port
- Spanning tree configuration
- 802.1X control and RADIUS VLAN
- Debug terminal option for command-line interface

### Switch Port Status

You can also view status information for each port:

- Connection speed and duplex mode
- TX/RX data rates
- Network/VLAN setting

### Software Features

The UniFi Network Controller software offers the following features:

- Centralized configuration management (including configuration cloning)
- Auto-MDIX automatically adjusts as needed for straight through or crossover cable
- 802.1X (RADIUS) authentication and dynamic VLAN

\* For the USW-Pro-24 and USW-Pro-48, the minimum controller version is 5.12.9.



USW-Pro-24	
Dimensions	442.4 x 285.4 x 43.7 mm (17.42 x 11.24 x 1.72")
Weight With Brackets	3.50 kg (7.72 lb) 3.59 kg (7.92 lb)
Interfaces Networking	(24) 10/100/1000 RJ45 Ports (2) 1/10G SFP+ Ethernet Ports
Management	Ethernet In-Band
Total Non-Blocking Throughput	44 Gbps
Switching Capacity	88 Gbps
Forwarding Rate	65.472 Mpps
Power Method Universal Input USP RPS DC Input	100-240VAC, 50/60 Hz 11.5VDC, 2.61A
Power Supply	AC/DC, Internal, 36W
Voltage Range	100 to 240VAC
Max Power Consumption	30W
LEDs RJ45 Data Ports SFP+ Data Ports	Speed/Link/Activity Link/Activity
ESD/EMP Protection	Air: ± 16 kV, Contact: ± 12 kV
Shock and Vibration	ETSI300-019-1.4 Standard
Operating Temperature	-5 to 45° C (23 to 113° F)
Operating Humidity	10 - 90% Noncondensing
Certifications	CE, FCC, IC

