



## 802.3at PoE Gigabit Switches with SFP

Auto-Sensing IEEE 802.3af/at PoE

SFP Ports for Gigabit Fiber Connectivity

Quiet Cooling for Any Workspace

Models: USW-16-PoE, USW-24-PoE, USW-48-PoE



## Overview

Expand and power your network with the UniFi® PoE Switch, part of the Ubiquiti® UniFi Enterprise System. It is available in the following models:

- **USW-16-PoE** 16 RJ45 ports with 2 SFP ports
- **USW-24-PoE** 24 RJ45 ports with 2 SFP ports
- **USW-48-PoE** 48 RJ45 ports with 4 SFP ports

The 16-port and 24-port models measure only 7.9" in depth, making them ideal for convenient installation: rackmounted in a SOHO rack cabinet or placed on a desktop.

## Fiber Connectivity

SFP ports enable network uplinks of up to 1 Gbps.

## Fanless, Silent Cooling

The UniFi PoE Switch features fanless, silent thermal cooling\*, so it can be deployed in areas where fan noise would be distracting.

\* Fanless switches must not be stacked.

## Switching Performance

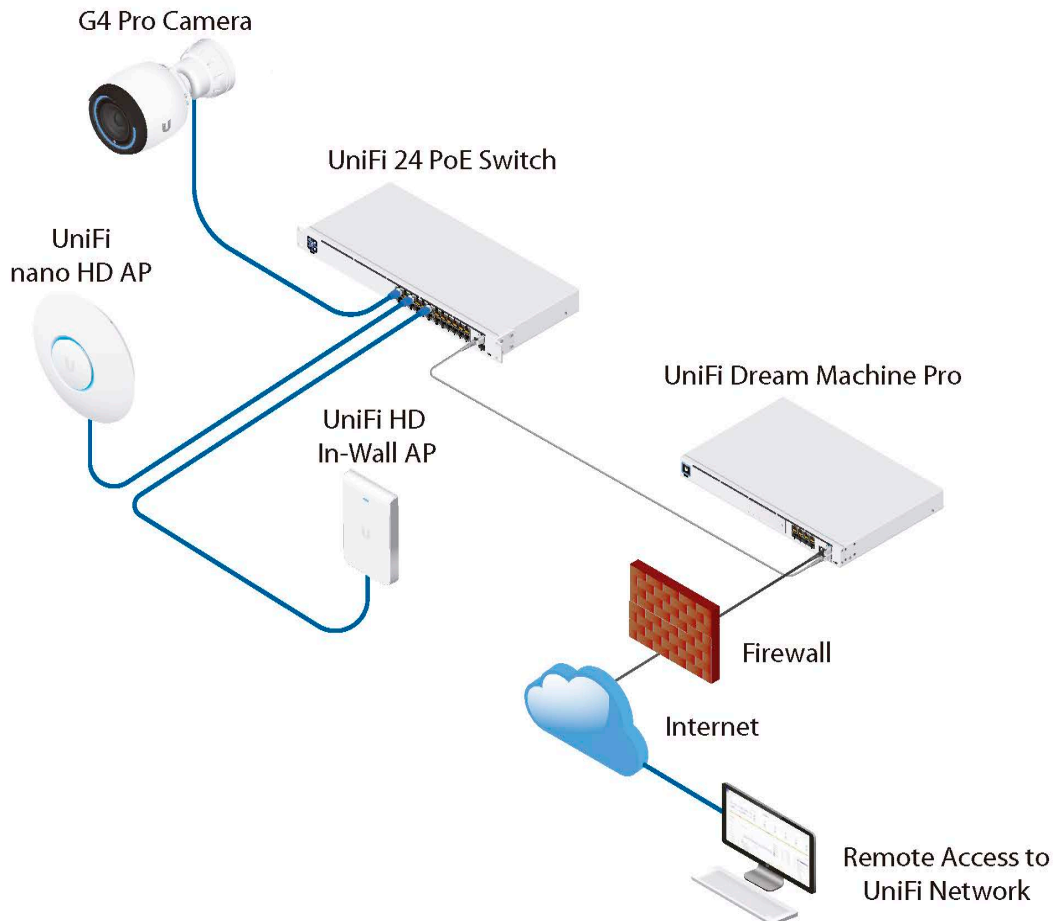
The UniFi PoE Switch offers the forwarding capacity to simultaneously process traffic on all ports at line rate without any packet loss.

## 802.3af/at PoE

PoE support simplifies your network infrastructure and cabling. PoE ports offer 802.3af/at to power your PoE devices, such as UniFi APs and cameras.

	USW-16-PoE	USW-24-PoE	USW-48-PoE
Number of PoE Ports	8	16	32
Total Available PoE	42W	95W	195W
Max. PoE Wattage per Port	32W	32W	32W

## Deployment Example



The UniFi 24 PoE Switch powers the UniFi nano HD AP, UniFi HD In-Wall AP, and G4 Pro Camera.

### UniFi 16-Port PoE Switch

- (8) Gigabit RJ45 ports with 802.3af/at
- (8) Gigabit RJ45 ports
- (2) 1G SFP ports
- 1U Rackmountable (hardware included)



USW-16-PoE

### UniFi 24-Port PoE Switch

- (16) Gigabit RJ45 ports with 802.3af/at
- (8) Gigabit RJ45 ports
- (2) 1G SFP ports
- 1U Rackmountable (hardware included)



USW-24-PoE

### UniFi 48-Port PoE Switch


- (32) Gigabit RJ45 ports with 802.3af/at
- (16) Gigabit RJ45 ports
- (4) 1G SFP ports
- 1U Rackmountable (hardware included)



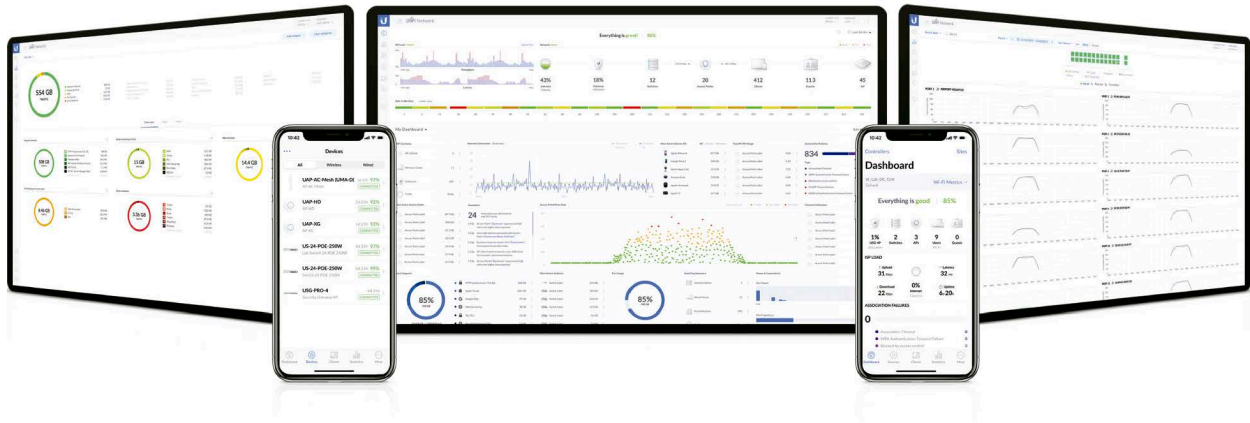
USW-48-PoE

### Innovative Display

The 1.3" touchscreen displays status information for easy monitoring and quick troubleshooting.







## Scalable UniFi Network Controller

### Management Capabilities

The UniFi Network Controller can provision UniFi devices, map out networks, and quickly manage system traffic. Important network details are logically organized for a simplified, yet powerful, interface.

### Network Overview

From a single pane of glass, view network topology and configuration, real-time statistics, and debugging metrics. Monitor your network's vitals and make on-the-fly adjustments as needed.

### Deep Packet Inspection

Ubiquiti's proprietary Deep Packet Inspection (DPI) engine includes the latest application identification signatures to track which applications (and IP addresses) are using the most bandwidth.

### Detailed Analytics

The UniFi Network Controller provides configurable reporting and analytics to manage large user populations and expedite troubleshooting. Advanced search and sorting capabilities make network management more efficient.

### Multi-Site Management

A single controller running in the cloud can manage multiple sites: multiple, distributed deployments and multi-tenancy for managed service providers. Each site is logically separated and has its own configuration, maps, statistics, guest portal, and administrator accounts.

### Switch Configuration

You can access any managed UniFi Switch through the UniFi Controller to configure a variety of features:

- Operation mode (switching, mirroring, or aggregate) per port
- Network/VLAN configuration
- Jumbo frame and flow control services
- Network settings
- Storm control setting per port
- Spanning tree configuration
- 802.1X control and RADIUS VLAN
- Debug terminal option for command-line interface

### Switch Port Status

You can also view status information for each port:

- Connection speed and duplex mode
- TX/RX data rates
- Network/VLAN setting

### Software Features

The UniFi Network Controller software offers the following features:

- Centralized configuration management (including configuration cloning)
- Auto-MDIX automatically adjusts as needed for straight through or crossover cable
- 802.1X (RADIUS) authentication and dynamic VLAN





USW-24-PoE	
Dimensions	442.4 x 200 x 43.7 mm (17.42 x 7.87 x 1.72")
Weight With Brackets	3.00 kg (6.61 lb) 3.09 kg (6.81 lb)
Interfaces Networking	(24) 10/100/1000 RJ45 Ports (2) 1G SFP Ethernet Ports
Management	Ethernet In-Band
Total Non-Blocking Throughput	26 Gbps
Switching Capacity	52 Gbps
Forwarding Rate	38.69 Mpps
Power Method	100-240VAC, 50/60 Hz, Universal Input
Power Supply	AC/DC, Internal, 120W
Voltage Range	100 to 240VAC
Max Power Consumption (Excluding PoE Output)	25W
LEDs RJ45 Data Ports SFP Data Ports	PoE; Speed/Link/Activity Link/Activity
ESD/EMP Protection	Air: ± 16 kV, Contact: ± 12 kV
Shock and Vibration	ETSI300-019-1.4 Standard
Operating Temperature	-5 to 40° C (23 to 104° F)
Operating Humidity	10 - 90% Noncondensing
Certifications	CE, FCC, IC

PoE	
Total Available PoE	95W
PoE Interfaces Ports 1-16	PoE+ IEEE 802.3af/at (Pins 1, 2+; 3, 6-)
Max. PoE Wattage per Port by PSE 802.3at	32W
Voltage Range 802.3af Mode 802.3at Mode	44-57V 50-57V