



# airFiber<sup>®</sup>

Full-Duplex, Point-to-Point  
Gigabit Radio

Models: AF-24, AF-24HD, AF-5, AF-5U

High Performance Wireless Backhaul

---

Extreme, Long-Range Links

---

Worldwide License-Free Operation



## Revolutionary Wireless Technology

Introducing airFiber®, a truly revolutionary Point-to-Point wireless platform from Ubiquiti Networks. Housed in a compact, highly efficient form factor, airFiber delivers amazing wireless gigabit+ performance, low latency, and long range. airFiber ushers in a new era in price-disruptive wireless technology ideal for carrier backhaul, building-to-building enterprise use, or public safety applications.

## Efficient by Design

Every detail of airFiber was designed and engineered by the Ubiquiti R&D Team. From the silicon chip up to the innovative split-antenna architecture, the Ubiquiti R&D Team created airFiber to deliver superior throughput with efficiency. airFiber was purpose-built to create a high performance backhaul.

## Plug and Play Deployment

Based on Ubiquiti's innovative and intuitive airOS®, the airFiber Configuration Interface enables quick deployment. With installation efficiency in mind, the mechanical design allows easy installation by one person. A two-person installation crew can effectively install and align an airFiber link.

To fine-tune the alignment, the received signal levels can be conveniently accessed via any of these methods:

- airFiber LED display
- airFiber Configuration Interface
- Audio tone feature

## Designed for Freedom

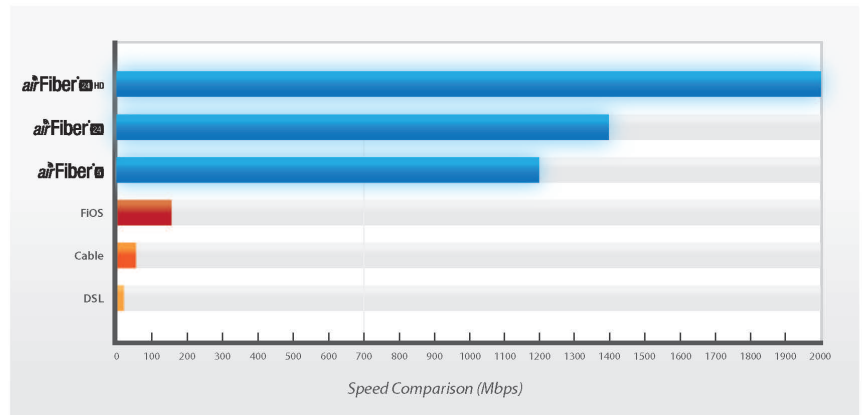
airFiber operates in worldwide, **license-free**, 24 or 5 GHz frequencies. Anyone around the world can purchase and operate airFiber without any special permits, paperwork, or added licensing costs. Users are free to locate, deploy, and operate airFiber practically anywhere they choose (subject to local country regulations).

Model	Description	Operating Frequency*
AF-5	Mid-band 5 GHz frequencies	5470 - 5950 MHz
AF-5U	High-band 5 GHz frequencies	5725 - 6200 MHz
AF-24/AF-24HD	24 GHz frequencies	24.05 - 24.25 GHz

\* Refer to the *Specifications* section for more information.

## Built for Speed and Range

airFiber delivers gigabit performance at 1.2+ Gbps for airFiber AF-5/AF-5U, 1.5+ Gbps for airFiber AF-24, and 2 Gbps for airFiber AF-24HD. To put this in perspective, airFiber can transmit a 100 MB file in less than a second. Rivaling common broadband providers, airFiber download speed is up to 100x faster. With speed and throughput surpassing conventional wired backhails, airFiber prevails over expensive and labor-intensive wired infrastructures.



airFiber is built for long-range use: up to 13+ km for airFiber AF-24, up to 20+ km for airFiber AF-24HD, and up to 100+ km for airFiber AF-5/AF-5U, which launches the innovative xtreme Range Technology (xRT™) feature.



airFiber backhails do not share the security risks associated with wired backhails. The long distances of wired backhails are vulnerable to copper theft, fiber optic damage, vandalism, and accidental breakage. With airFiber, only the installation points of the airFiber links need to be secured.

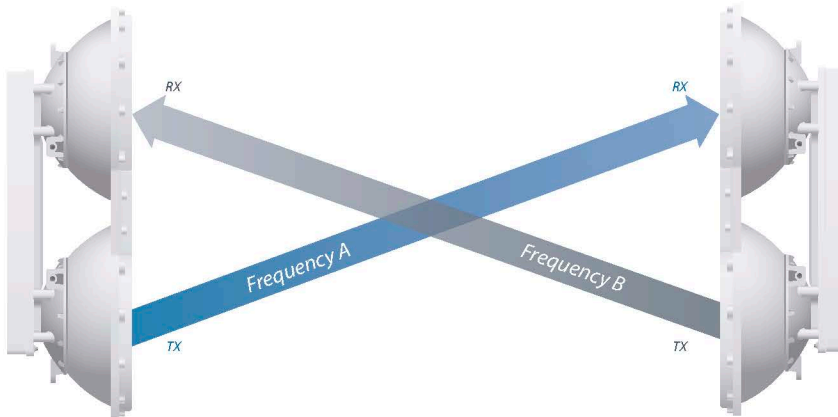
## Innovative Proprietary Modem Technology

Ubiquiti's innovative proprietary modem technology was purpose-built to address the specific challenges of outdoor, PtP (Point-to-Point) bridging and high-performance network backhubs. Every aspect of the radio has been carefully simulated and designed to optimize range, speed, and latency performance in the harshest RF noise environments.

## Synchronous Data Transmission and Reception

Conventional wireless standards impose a latency by having to receive a packet before a packet is transmitted. airFiber can transmit data synchronously without any wait time. airFiber features traditional TDD and FDD modes of operation in addition to the proprietary Hybrid Division Duplexing (HDD) mode, which provides a breakthrough in range and spectral efficiency performance.

Based on the ranging algorithm built into the air protocol, the airFiber radios use patent-pending HDD technology to calculate the propagation delay and know when each radio can transmit and receive, so they send packets in precise synchronization. Packet transmission latency is virtually eliminated.



*airFiber AF-5/AF-5U Radios in Full-Duplex Mode*



*airFiber AF-5/AF-5U*

## Innovative Dual-Antenna Architecture

airFiber features a dual-independent, 2x2 MIMO, high-gain reflector antenna system. Separate yet integrated transmit (TX) and receive (RX) antennas help extend link budgets by eliminating the extra RF losses caused by the switches or duplexers required in systems with common TX/RX antennas.

## Network Management

airFiber supports a variety of features to help you manage your network:

- **Network management options** A choice between the greater security of out-of-band management and the convenience of in-band management.
- **SNMP support** Full SNMP support to aid in network management.
- **Local and remote airFiber status information** Available on the Main tab of the airFiber Configuration Interface.



*airFiber AF-24 shown without radome*



## Superior 24 GHz Performance

airFiber AF-24/AF-24HD provides a breakthrough in 24 GHz backhaul performance.

Systems for millimeter-wave frequencies typically experience RF losses when part of the RF is lost in the switches and filters.


The Ubiquiti R&D team eliminated such RF losses with separate yet integrated TX and RX antennas, so the link budget is robust and the airFiber AF-24/AF-24HD has better noise figure and higher transmit power efficiency.

## Two airFiber 24 GHz Models

Two models deliver superior speed with spectral efficiency in the worldwide, license-free, 24 GHz radio band.

The standard model, AF-24, delivers up to 1.5+ Gbps throughput at a range of up to 13+ km.

The heavy-duty model, AF-24HD, provides more throughput at up to 2 Gbps and increased range of up to 20+ km. It also includes a more rugged exterior with a metal reflector, to protect against nature's harshest elements.



**1.5+ Gbps**  
*Real Data Throughput*

**((24 GHz))**  
*License-Free*

**13+ km**  
*Extreme Range*

**HDD**  
TDD FDD

# Specifications

airFiber AF-24	
Operating Frequency	24.05 – 24.25 GHz*
Dimensions	
Radio	649 x 426 x 303 mm (25.55 x 16.77 x 11.93")
Box	725 x 520 x 410 mm (28.54 x 20.47 x 16.14")
Weight	
Radio (Mount Included)	10.5 kg (23.15 lb)
Box	17 kg (37.48 lb)
Max. Power Consumption	50W
Power Supply	50V, 1.2A PoE GigE Adapter (Included)
Power Method	Passive Power over Ethernet
Supported Voltage Range	+42 to +58VDC, -48VDC
Certifications	CE, FCC, IC
Wind Loading	480 N @ 200 km/hr (108 lbf @ 125 mph)
Wind Survivability	200 km/hr (125 mph)
Mounting	Pole Mount Kit (Included)
Operating Temperature	-40 to 55° C (-40 to 131° F)
LEDs	(8) Status LEDs: Data Port Speed Data Port Link/Activity Configuration Port Speed Configuration Port Link/Activity GPS Synchronization Modulation Mode Master/Slave RF Status (1) Two-Digit LED Display Calibrated in dBm
Interface	
Data Port	(1) 10/100/1000 Ethernet Port
Configuration Port	(1) 10/100 Ethernet Port
Auxiliary Port	(1) RJ-12, Alignment Tone Port
System	
Maximum Throughput	1.5+ Gbps
Maximum Range	13+ km
Packets per Second	> 1 Million
Encryption	128-Bit AES
Uplink/Downlink Ratio	50% Fixed
Latency	
Full Duplex Mode	< 200 $\mu$ s at Full Throughput
Half Duplex Mode	< 2 ms at Full Throughput
MTU (Maximum Transmission Unit)	Up to 9600

\* Two 100 MHz channels are available: 24.1 GHz (24.05-24.15 GHz) and 24.2 GHz (24.15-24.25 GHz)

airFiber AF-24 Receive Sensitivity			
Modulation	Sensitivity	FDD Capacity*	TDD Capacity*
64QAM	-66 dBm	1500 Mbps	760 Mbps
16QAM	-72 dBm	1000 Mbps	507 Mbps
QPSK MIMO	-78 dBm	500 Mbps	253 Mbps
QPSK SISO	-80 dBm	250 Mbps	127 Mbps
¼x QPSK SISO	-87 dBm	62.5 Mbps	31.7 Mbps

\* FDD = (2) 100 MHz channels and TDD = (1) 100 MHz channel

airFiber AF-24 Radio Frequency	
GPS	GPS Clock Synchronization
Transceiver	
EIRP	~33 dBm (FCC/IC), ~20 dBm (CE), ~40 dBm (Other Regions)
Frequency Accuracy	±2.5 ppm without GPS Synchronization ±0.2 ppm with GPS Synchronization
Channel Bandwidth	100 MHz
Operating Channels	24.1 GHz, 24.2 GHz
Modulation	64QAM MIMO 16QAM MIMO QPSK MIMO QPSK SISO ¼x QPSK SISO
Integrated Split Antenna	
TX Gain	33 dBi
RX Gain	38 dBi
Beamwidth	< 3.5°
Front-to-Back Ratio	70 dB
Polarity	Dual-Slant Polarization
Cross-Polarity Isolation	> 28 dB

airFiber AF-24 Capacity (Mbps)		
Rate	Modulation	100 MHz Channel Width*
6x	64 QAM MIMO	1500.0
4x	16 QAM MIMO	1000.0
2x	QPSK MIMO	500.0
1x	QPSK SISO	250.0
¼x	¼ QPSK SISO	62.5

\* Aggregated capacity in Full-Duplex mode

