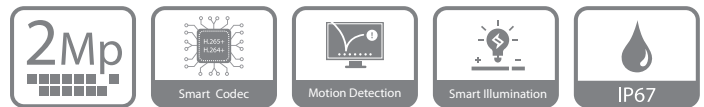


# DH-IPC-HDPW1230R1-S5

## 2MP Entry IR Fixed-Focal Dome Network Camera



- 2MP, 1/2.8" CMOS image sensor, low illuminance, high image definition
- Outputs max. 2MP (1920 × 1080) @25/30 fps
- H.265 codec, high compression rate, ultra-low bit rate
- Built-in efficient IR illuminator, and the max. illumination distance is 30 m
- ROI, SMART H.264+/H.265+, flexible coding, applicable to various bandwidth and storage environments
- Rotation mode, DWDR, 3D NR, HLC, BLC, digital watermarking, applicable to various monitoring scenes
- Abnormality detection: Motion detection, video tampering, network disconnection, IP conflict, illegal access
- 12V DC/PoE power supply
- IP67 protection



### Series Overview

With features of simple installation, easy operation, and high performance-cost ratio, Dahua Entry series network camera is applicable to small and medium-sized scenes, such as homes/residences, small-sized retail stores, and other small and medium-sized enterprises.

### Functions

#### Smart H.265+ & Smart H.264+

With advanced scene-adaptive rate control algorithm, Dahua smart encoding technology realizes the higher encoding efficiency than H.265 and H.264, provides high-quality video, and reduces the cost of storage and transmission.

#### Motion Detection

When moving objects appear in the monitoring image, Dahua Motion Detection (General) technology triggers alarm or records.

#### Smart Illumination

Dahua Smart Illumination technology can display image in the environment of low illuminance or completely dark environment. According to the distance of the targets, the camera adjusts illuminations intensity automatically to display the details of the moving target.

### Image Flip

For narrow and long scenes, Dahua image flip technology flips the image by 90°/180°/270° to realize better surveillance in rotation mode.

### Cyber Security

Dahua network camera is equipped with a series of key security technologies, such as security authentication and authorization, access control, trusted protection, encrypted transmission, and encrypted storage, which improve its security defense and data protection, and prevent malicious programs from invading the device.

### Protection (IP67, wide voltage)

**IP67:** The camera passes a series of strict test on dust and soak. It has dust-proof function, and the enclosure can work normal after soaking in 1 m deep water for 30 minutes.

**Wide voltage:** The camera allows ±30% (for some power supplies) input voltage tolerance (wide voltage range), and it is widely applied to outdoor environment with instable voltage.

## Technical Specification

### Camera

Image Sensor	1/2.8" CMOS
Max. Resolution	1920 (H) × 1080 (V)
ROM	16 MB
RAM	64 MB
Scanning System	Progressive
Electronic Shutter Speed	Auto/Manual 1/3 s–1/100000 s
Min. Illumination	0.01 Lux @F2.0
S/N Ratio	>56 dB
Illumination Distance	30 m (98.4 ft)
Illuminator On/Off Control	Auto/Manual
Illuminator Number	1 (IR LED)
Pan/Tilt/Rotation Range	Pan: 0°–355° Tilt: 0°–75° Rotation: 0°–355°

### Lens

Lens Type	Fixed-focal				
Lens Mount	M12				
Focal Length	2.8 mm; 3.6 mm				
Max. Aperture	2.8 mm: F2.0 3.6 mm: F2.0				
Field of View	2.8 mm: Horizontal: 102°; Vertical: 54°; Diagonal: 120° 3.6 mm: Horizontal: 84°; Vertical: 45°; Diagonal: 100°				
Iris Control	Fixed				
Close Focus Distance	2.8 mm: 0.5 m (1.6 ft) 3.6 mm: 0.8 m (2.6 ft)				
DORI Distance	Lens	Detect	Observe	Recognize	Identify
	2.8 mm	37.3 m (122.4 ft)	14.9 m (48.9 ft)	7.5 m (24.6 ft)	3.7 m (12.1 ft)
	3.6 mm	53.3 m (174.9 ft)	21.3 m (69.9 ft)	10.7 m (35.1 ft)	5.3 m (17.4 ft)

### Video

Video Compression	H.265; H.264; H.264B; MJPEG (only supported by the sub stream)
Smart Codec	Smart H.265+/Smart H.264+
Video Frame Rate	Main Stream: 1920 × 1080 (1 fps–25/30 fps) Sub stream: 704 × 576 (1 fps–25 fps) 704 × 480 (1 fps–30 fps)
Stream Capability	2 streams
Resolution	1080p (1920 × 1080); 1.3M (1280 × 960); 720p (1280 × 720); D1 (704 × 576/704 × 480); VGA (640 × 480); CIF (352 × 288/352 × 240)
Bit Rate Control	CBR/VBR
Video Bit Rate	H.264: 32 kbps–6144 kbps H.265: 12 kbps–6400 kbps

Day/Night	Auto (ICR)/Color/B/W
BLC	Yes
HLC	Yes
WDR	DWDR
White Balance	Auto; natural; street lamp; outdoor; manual; regional custom
Gain Control	Auto/Manual
Noise Reduction	3D NR
Motion Detection	OFF/ON (4 areas, rectangular)
Region of Interest (RoI)	Yes (4 areas)
Smart Illumination	Yes
Image Rotation	0°/90°/180°/270° (Support 90°/270° with 1080p resolution and lower)
Mirror	Yes
Privacy Masking	4 areas

### Alarm

Alarm Event	Network disconnection; IP conflict; illegal access; motion detection; video tampering; safety exception
-------------	---

### Network

Network	RJ-45 (10/100 Base-T)
SDK and API	Yes
Cyber Security	Video encryption; configuration encryption; Digest; WSSE; account lockout; security logs; generation and importing of X.509 certification; HTTPS; trusted boot; trusted execution; trusted upgrade
Network Protocol	IPv4; IPv6; HTTP; TCP; UDP; ARP; RTP; RTSP; SMTP; FTP; DHCP; DNS; NTP; Multicast
Interoperability	ONVIF (Profile S/Profile T); CGI; P2P; Genetec
User/Host	6 (Total bandwidth: 36 M)
Storage	FTP
Browser	IE Chrome Firefox
Management Software	Smart PSS; DSS; DMSS
Mobile Client	IOS; Android

### Certification

Certifications	CE-LVD: EN62368-1 CE-EMC: Electromagnetic Compatibility Directive 2014/30/EU FCC: 47 CFR FCC Part 15, Subpart B
----------------	---

### Power

Power Supply	12V DC/PoE (802.3af)
Power Consumption	Basic power consumption: 1.6W (12V DC); 2.4W (PoE) Max. power consumption (ICR + H.265 + IR intensity): 3.9W (12V DC); 4.7W (PoE)

# Entry Series | DH-IPC-HDPW1230R1-S5

## Environment

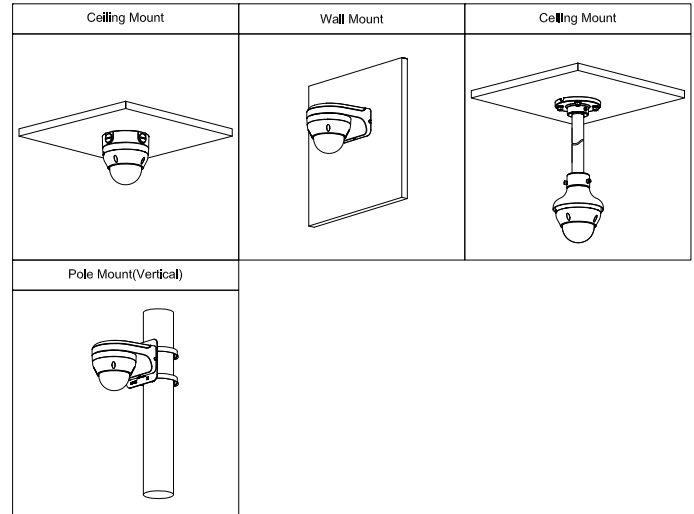
Operating Conditions	-40°C to +60°C (-40°F to +140°F)/less than ≤ 95%
Storage Temperature	-40°C to +60°C (-40°F to +140°F)
Protection	IP67

## Structure

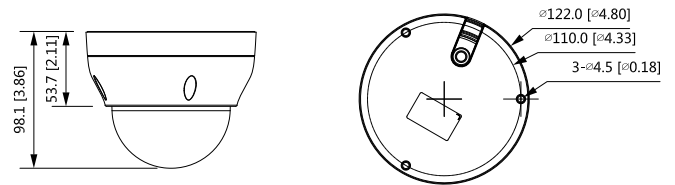
Casing	Plastic
Product Dimensions	98.1 mm × Φ122 mm (3.9" × Φ4.8")
Net Weight	0.34 kg (0.7 lb)
Gross Weight	0.52 kg (1.1 lb)

## Ordering Information

Type	Part Number	Description
2MP Camera	DH-IPC-HDPW1230R1P-S5	2MP Entry IR Fixed Focal Dome Network Camera, PAL
	DH-IPC-HDPW1230R1N-S5	2MP Entry IR Fixed Focal Dome Network Camera, NTSC
Accessories (optional)	PFA137	Junction Box
	PFA123	Junction Box
	PFB203W	Wall Mount
	PFA152-E	Pole Mount
	PFA106	Mount Adapter
	PFB220C	Ceiling Mount
	PFM321D	DC12V1A Power Adapter
	LR1002-1ET/1EC	Single-port Long Reach Ethernet over Coax Extender
PFM900-E	Integrated Mount Tester	



## Dimensions (mm[inch])



## Accessories

### Optional:



PFA137  
Junction Box



PFA123  
Junction Box



PFB203W  
Wall Mount



PFA106  
Mount Adapter



PFB220C  
Ceiling Mount



PFA152-E  
Pole Mount



PFM321D  
DC12V1A Power  
Adapter



LR1002-1ET/1EC  
Single-port Long  
Reach Ethernet over  
Coax Extender



PFM900-E  
Integrated Mount  
Tester