



airMAX[®] Omni


2x2 Dual-Polarity MIMO Omni Antenna

Models: AMO-2G10, AMO-2G13, AMO-3G12, AMO-5G10, AMO-5G13

High Performance, Long Range

Seamlessly Integrates with Rocket[®] Radio

360° Coverage



Overview

The airMAX® Omni Antenna is a carrier-class 2x2 dual-polarity MIMO omnidirectional antenna designed to seamlessly integrate with Rocket radios (Rocket sold separately).

On the right is one example of how the airMAX Omni Antenna can be deployed in a Point-to-MultiPoint (PtMP) network.

Flexibility

To support your specific application, the airMAX Omni Antenna is available in multiple frequency models:

- 2.4 GHz
- 3 GHz
- 5 GHz

Breakthrough Design

The airMAX Omni Antenna is the first of its kind to feature a patented, dual-polarity omni design.

Omnidirectional Coverage

The airMAX Omni Antenna provides powerful 360° coverage, 2x2 MIMO performance in Line-of-Sight (LoS) or Non-Line-of-Sight (NLoS) applications.

Durable Construction

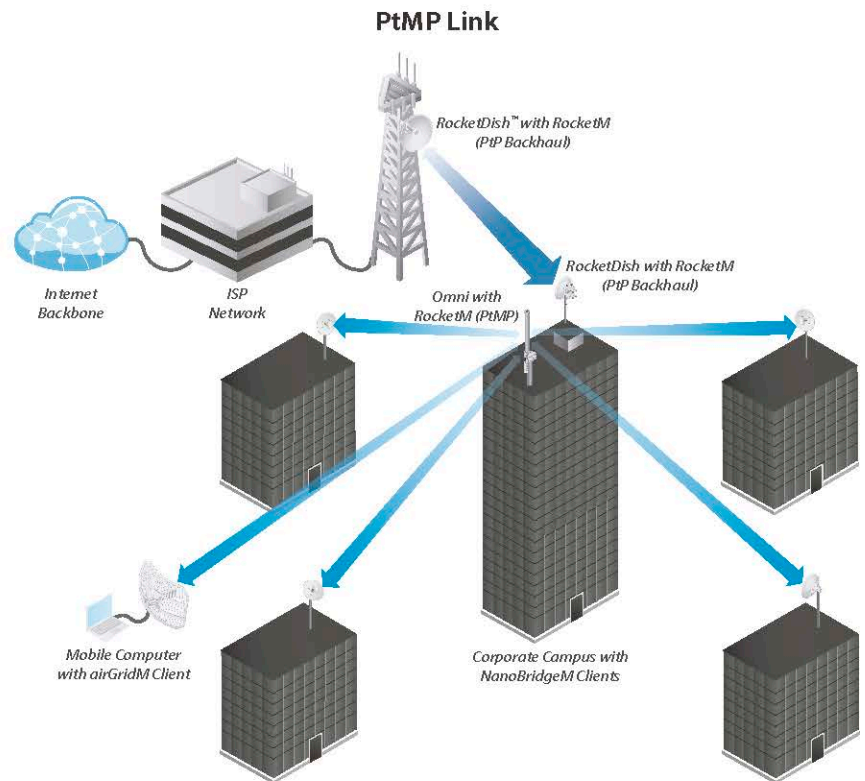
Each airMAX Omni Antenna features a robust mechanical design for outdoor application use.

Plug and Play Integration

Every airMAX Omni Antenna has a built-in Rocket mount, so installation requires no special tools. Snap the Rocket securely into place and mount the antenna; you then have the optimal combination of Rocket radio and airMAX Omni Antenna for your application.

Pair the Rocket radio with the airMAX Omni Antenna to create a powerful omnidirectional basestation. This combination gives network architects unparalleled flexibility and convenience.

Application Example



The combination of the airMAX Omni Antenna with a Rocket radio provides 360° coverage and utilizes airMAX technology to provide carrier-class performance and power.

Rocket Radio with AM0-5G10



The Rocket snaps into the built-in Rocket mount with ease.

Model Comparison



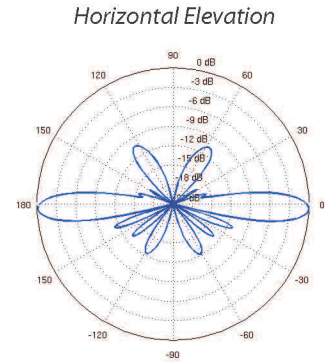
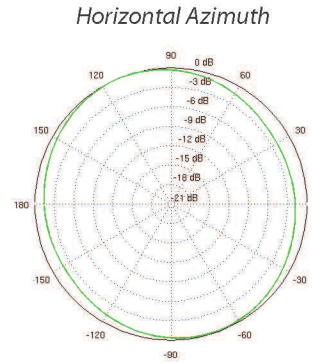
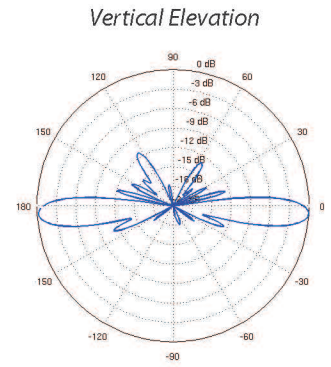
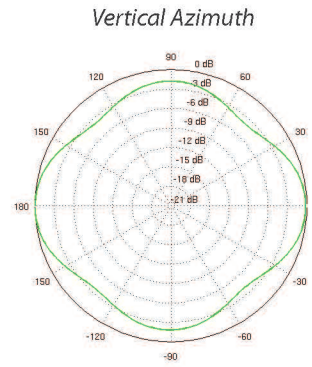
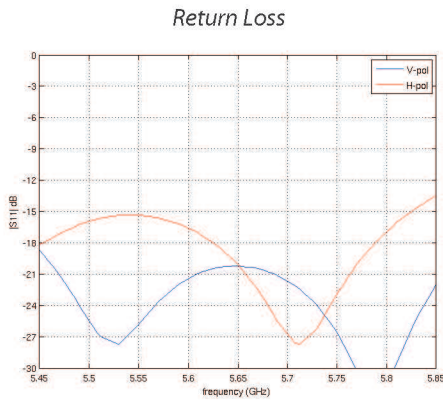
	AMO-2G10	AMO-2G13	AMO-3G12	AMO-5G10	AMO-5G13
Frequency Band	2.4 GHz	2.4 GHz	3 GHz	5 GHz	5 GHz
Gain	10 dBi	13 dBi	12 dBi	10 dBi	13 dBi

Specifications

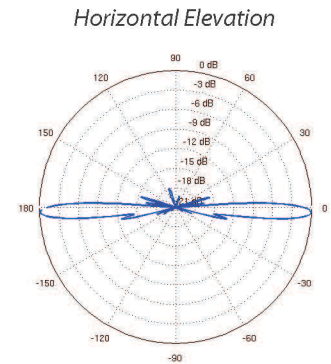
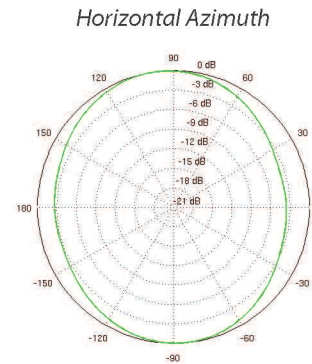
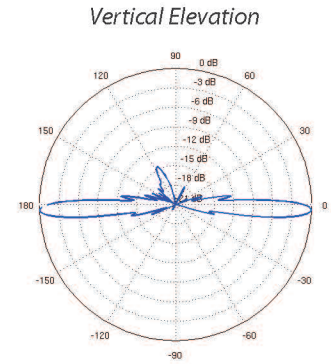
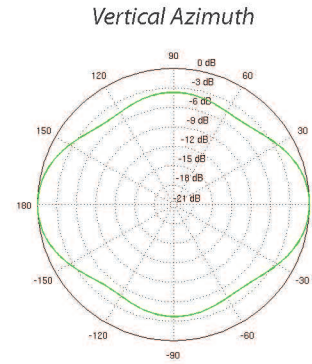
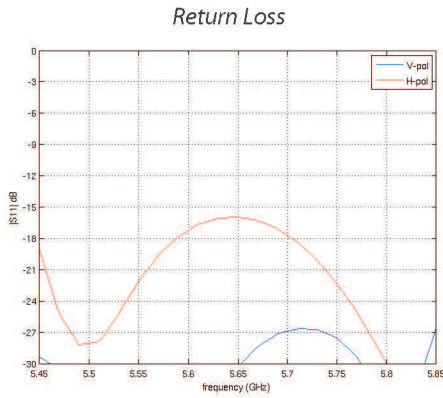
	Antenna Characteristics				
Model	AMO-2G10	AMO-2G13	AMO-3G12	AMO-5G10	AMO-5G13
Dimensions*	1012 x 122 x 105 mm (39.84 x 4.8 x 4.13")	1390 x 122 x 105 mm (54.72 x 4.8 x 4.13")	1030 x 122 x 84 mm (40.55 x 4.8 x 3.31")	582 x 90 x 65 mm (22.91 x 3.54 x 2.56")	799 x 90 x 65 mm (31.46 x 3.54 x 2.56")
Weight*	2.1 kg (4.24 lb)	2.4 kg (5.29 lb)	2.05 kg (4.52 lb)	0.68 kg (1.50 lb)	0.82 kg (1.81 lb)
Frequency Range	2.35 - 2.55 GHz	2.35 - 2.55 GHz	3.4 - 3.7 GHz	5.45 - 5.85 GHz	5.45 - 5.85 GHz
Gain	10 dBi	13 dBi	12 dBi	10 dBi	13 dBi
Elevation Beamwidth	12°	7°	8°	12°	7°
Max VSWR	1.7:1	1.7:1	1.6:1	1.6:1	1.5:1
Downtilt	4°	2°	4°	4°	2°
Wind Survivability	200 km/h (125 mph)	200 km/h (125 mph)	200 km/h (125 mph)	200 km/h (125 mph)	200 km/h (125 mph)
Wind Loading	97.9 N @ 200 km/h (22 lbf @ 125 mph)	111.2 N @ 200 km/h (25 lbf @ 125 mph)	111.2 N @ 200 km/h (25 lbf @ 125 mph)	71.17 N @ 200 km/h (16 lbf @ 125 mph)	84.52 N @ 200 km/h (19 lbf @ 125 mph)
Polarization	Dual-Linear	Dual-Linear	Dual-Linear	Dual-Linear	Dual-Linear
Cross-pol Isolation	25 dB min.	25 dB min.	25 dB min.	25 dB min.	25 dB min.
ETSI Specification	EN 302 326 DN2	EN 302 326 DN2	EN 302 326 DN2	EN 302 326 DN2	EN 302 326 DN2
Mounting	Universal Pole Mount, RocketM Bracket, and Weatherproof RF Jumpers Included				

* Dimensions and weight exclude pole mount and Rocket (Rocket sold separately)

AMO-5G10 Antenna Information



AMO-5G13 Antenna Information



Specifications are subject to change. Ubiquiti products are sold with a limited warranty described at: www.ubnt.com/support/warranty
 ©2013-2018 Ubiquiti Networks, Inc. All rights reserved. Ubiquiti, Ubiquiti Networks, the Ubiquiti U logo, the Ubiquiti beam logo, airMAX, airOS, Rocket, and RocketDish are trademarks or registered trademarks of Ubiquiti Networks, Inc. in the United States and in other countries. All other trademarks are the property of their respective owners.



www.ubnt.com